



ARIZONA JUVENILE JUSTICE COMMISSION  
March 18, 2021



ARIZONA JUVENILE JUSTICE COMMISSION  
Arizona Department of Juvenile Corrections  
Youth Exit Survey  
*Dr. Deborah Jones*  
*Chris Barnes*



ARIZONA DEPARTMENT OF JUVENILE CORRECTIONS

# YOUTH EXIT SURVEY

DR. DEBORAH JONES

CONTINUOUS IMPROVEMENT BUREAU ADMINISTRATOR

CHRIS BARNES

RESEARCH STATISTICAL ANALYST II



# YOUTH EXIT SURVEY: HISTORY

- ⊛ 2006 PROCESS WORK BEGAN TO ESTABLISH SURVEY
- ⊛ 2007 FIRST SURVEY DATA RESULTS COLLECTED
- ⊛ SURVEY MODIFIED IN 2014 THEN AGAIN 2017
- ⊛ FEBRUARY 2020 - SURVEY BEGAN TO BE ADMINISTERED ELECTRONICALLY



# YOUTH EXIT SURVEY: PURPOSE

- ⊛ THE ADJC YOUTH EXIT SURVEY IS USED TO GAUGE HOW THE AGENCY IS PERCEIVED BY THE YOUTH WE SERVICE. THE RESULTS FROM SURVEYS MAY ASSIST WITH ENHANCING EXISTING AND SUCCESSFUL STRATEGIES, IDENTIFY AREAS TO IMPROVE, PROVIDE INSIGHT TO POTENTIAL NEW IDEAS, AND COLLECT DATA ABOUT OUR CURRENT OPERATIONAL AND TREATMENT SERVICES. FOCUSING ON IMPROVING OUTCOMES AND OFFENDER INPUT IS AN EVIDENCE-BASED INDICATOR OF SUCCESSFUL PROGRAMS.



# YOUTH EXIT SURVEY: METHODOLOGY

- ⊛ SURVEY QUESTIONS FOCUS ON:
  - ⊛ SAFETY
  - ⊛ TREATMENT
  - ⊛ MEDICAL
  - ⊛ FACILITY
  - ⊛ COMMUNITY TRANSITION
  - ⊛ PROSOCIAL ACTIVITIES
  - ⊛ ROLE MODELS



# YOUTH EXIT SURVEY: CURRENT SURVEY

- ⊛ CREATED SURVEY THROUGH WEB SERVICE PROVIDER, SURVEY MONKEY, USING PRIOR WRITTEN SURVEY AND UPDATED MODIFICATIONS
- ⊛ YOUTH'S CASEWORKER OFFERS SURVEY - IT IS VOLUNTARY
  - ⊛ PRE-COVID - TABLET WITH DIRECT LINK TO SURVEY
  - ⊛ COVID - COMPLETED ON COMPUTER THROUGH LINK SENT TO CASEWORKER
- ⊛ COMPLETION RATE VARIES OVER YEARS
  - ⊛ FY20 COMPLETION RATE WAS 74.83%

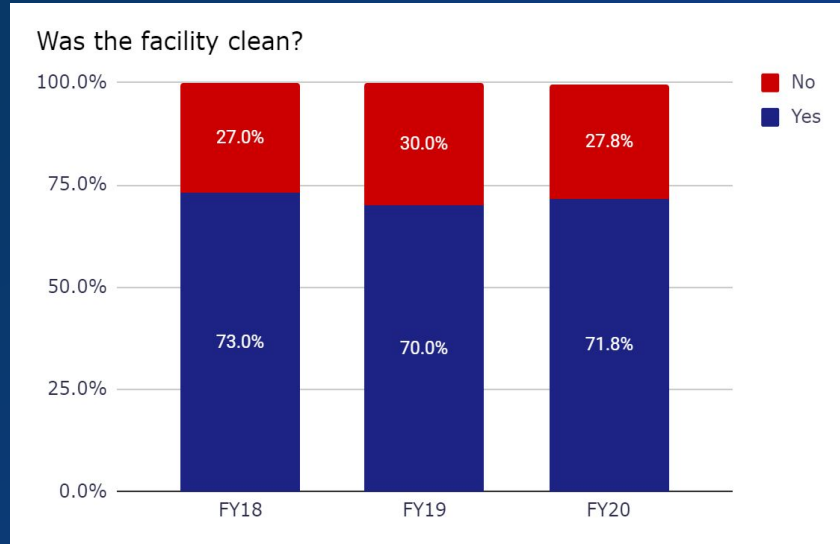
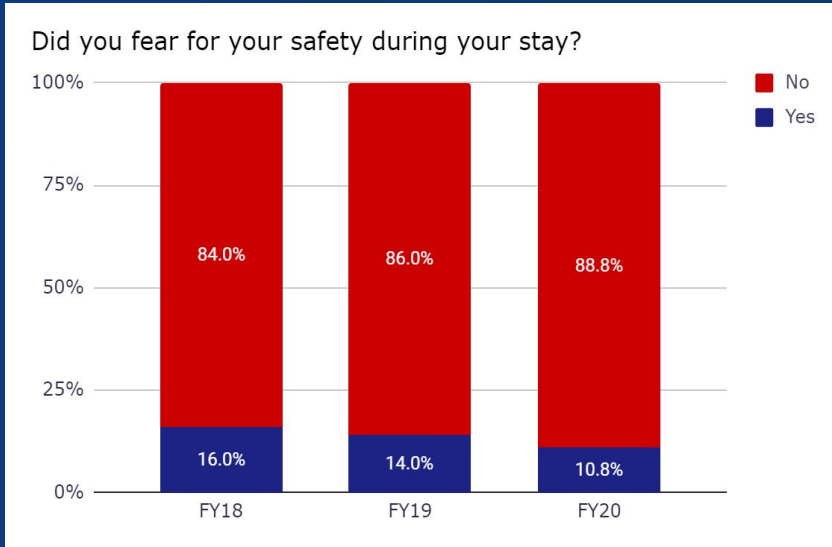


# YOUTH EXIT SURVEY

# SURVEY QUESTIONS

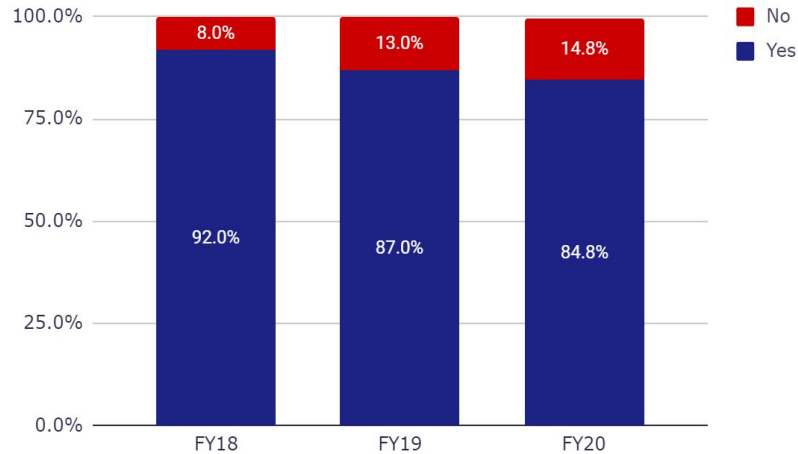


# YOUTH EXIT SURVEY: SAFETY/FACILITY

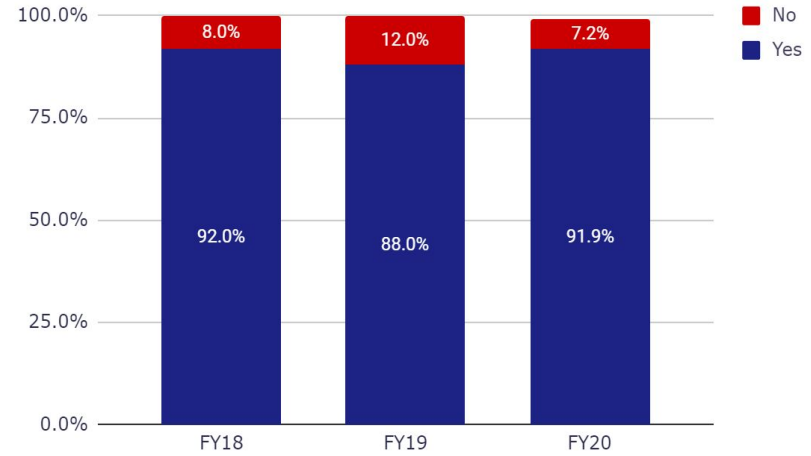


# YOUTH EXIT SURVEY: MEDICAL SERVICES

Were your medical needs met?

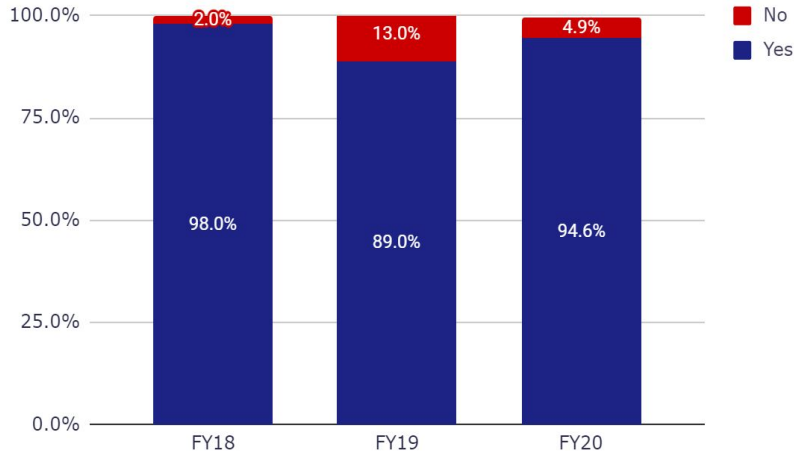


Were your dental needs met?

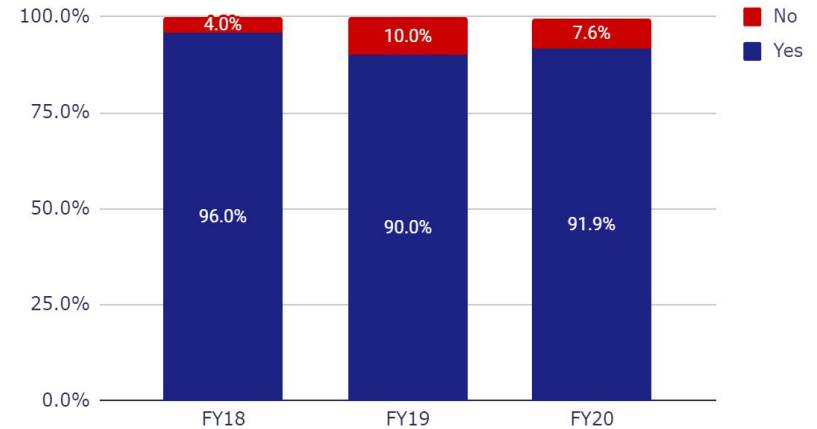


# YOUTH EXIT SURVEY: CLINICAL SERVICES

Were your treatment goals appropriate to your needs?

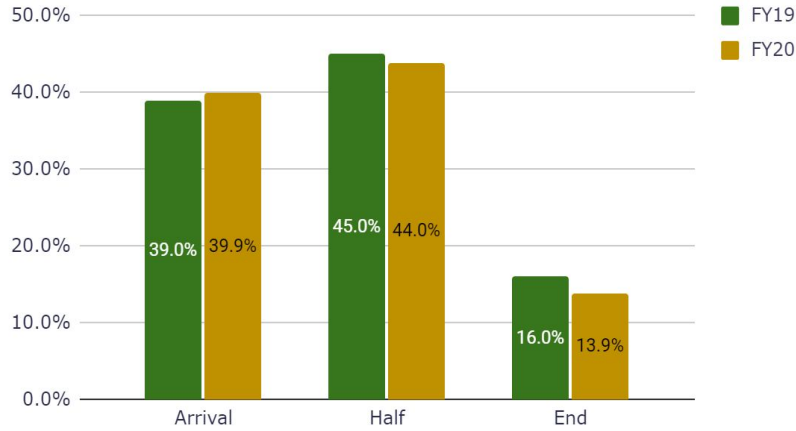


Did groups with caseworkers help you change your problem behaviors?

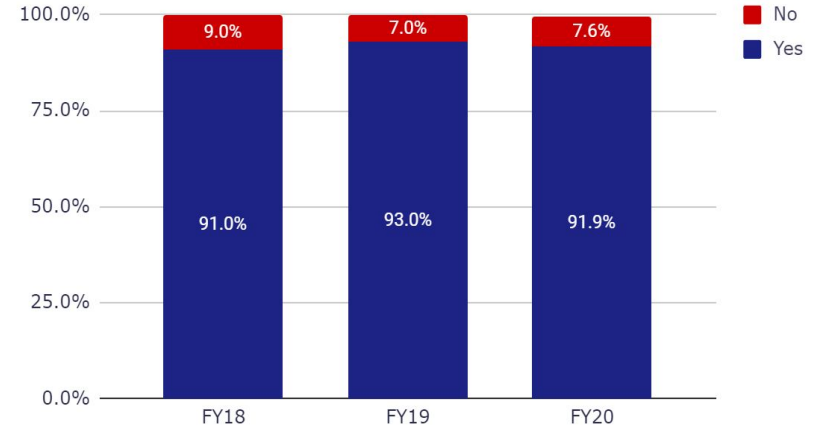


# YOUTH EXIT SURVEY: CLINICAL SERVICES

When were you serious about using treatment to achieve your goals?

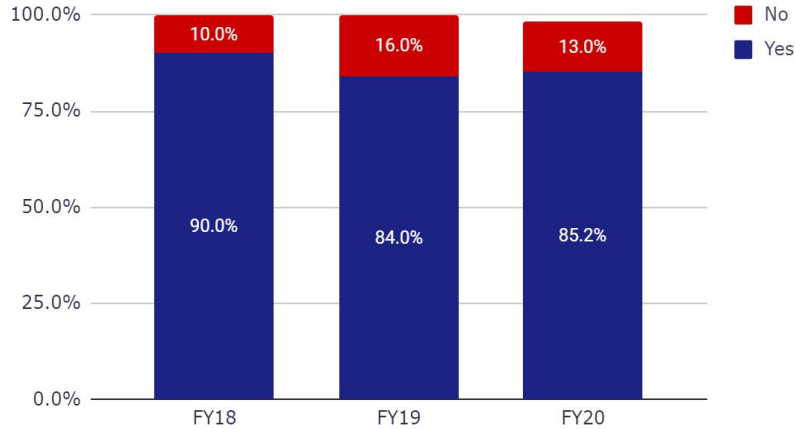


Do you feel your stay successfully prepared you for the community?

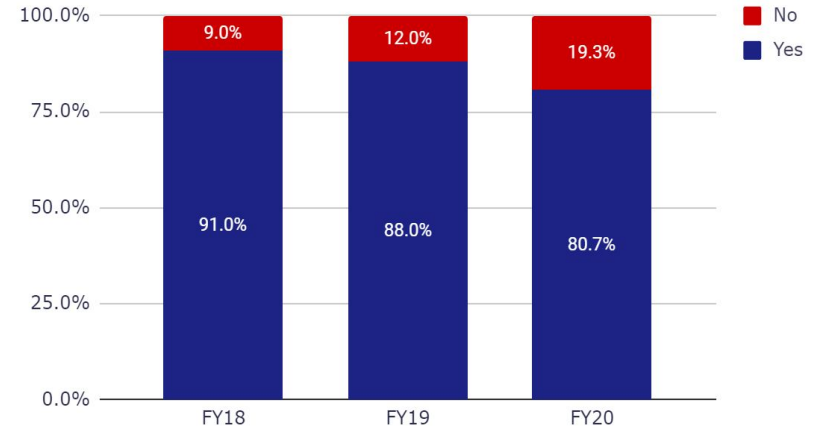


# YOUTH EXIT SURVEY: COMMUNITY TRANSITION

Did your parole officer work with you to create a successful Parole Plan?

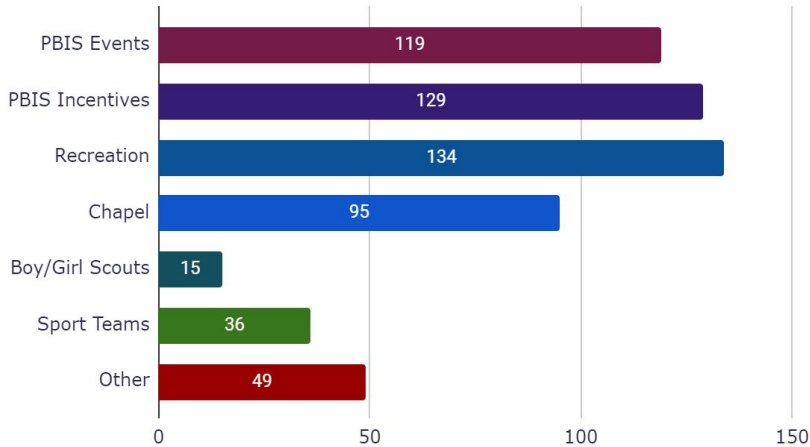


Do you feel your parole officer will be a good support for you in the community?

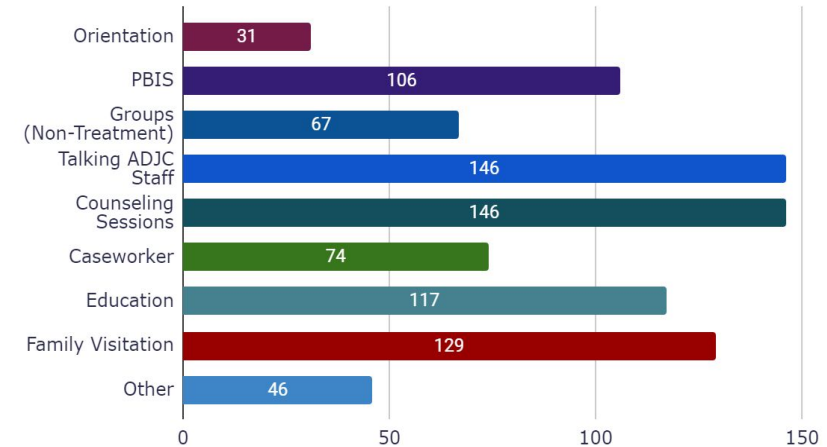


# YOUTH EXIT SURVEY: SELECTION QUESTIONS

## Prosocial Activities

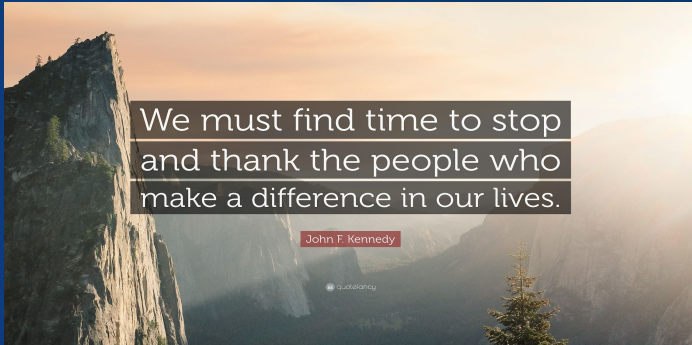


## Helpful Resources



# YOUTH EXIT SURVEY: COMMENT QUESTIONS

- ⊕ PLEASE TELL US WHO YOU THOUGHT WERE ROLE MODELS AT THIS FACILITY AND WHY.



*“He helped me change as a person, he was always professional and took groups and my treatment very serious. He also would have plenty of conversations with me about what decisions to make and not to.”*

*“She’s really helped me here and is very honest and will let me know when I’m doing something wrong she also is always there for me when I need to talk to someone or need to calm down.”*

*“Because when I was mad or confused he’ll always come up and talk to me and remind me of how good I’m doing and not to give up.”*

# YOUTH EXIT SURVEY: ROLE MODEL RECOGNITION

- ⊕ RECOGNIZED THE STAFF THAT YOUTH INDICATED AS A ROLE MODEL
  - ⊕ WEEKLY EMAILS SENT TO RECOGNIZED ROLE MODEL AND THEIR DIRECT SUPERVISOR
  - ⊕ MONTHLY SUMMARY PRESENTED TO EXECUTIVE TEAM





# YOUTH EXIT SURVEY: ROLE MODEL RECOGNITION

## Youth Exit Survey (YES) Highlights

Since February 1, 2020, 109 individual staff have been recognized as a role model by youth through the Youth Exit Survey (YES) application. Of those staff, 54 have been recognized one or two times, 46 have been recognized three or more times, and nine have been recognized ten or more times.

In this edition our Proud News, we are highlighting Youth Corrections Officer Walter Bowyer as one of our YES Role Models. Officer Bowyer is assigned to Unit Voyager and has been recognized 15

times. Some of the comments include:

- He motivates me.
- He shows me better ways to prevent a problem and can have a good time when necessary.
- He helped me work through my problems since my arrival when I was 14.
- He was always helpful, and he knows how to de-escalate a situation if one ever happens.
- Because he showed me that I can be anything in life if I put my mind into it.

Officer Bowyer serves as a role model while maintaining professional boundaries with youth, actively participating in their rehabilitation and setting these youth on a different course so they can become productive members of society.



# YOUTH EXIT SURVEY: COMMENT QUESTIONS

- ⊕ WHAT CHANGES HAVE YOU MADE SINCE ARRIVAL TO ADJC?
- ⊕ PLEASE TELL US WHO IS IMPORTANT IN THE COMMUNITY AND WHY.
- ⊕ PLEASE TELL US ANYTHING YOU THINK IS IMPORTANT FOR US TO KNOW ABOUT YOUR STAY AT ADOBE.



# YOUTH EXIT SURVEY: COMMENT RESPONSES

- ⊛ FEMALE YOUTH HAVE A GREATER TENDENCY TO PROVIDE MORE DETAILED ANSWERS THEN MALE YOUTH
- ⊛ ANSWERS TO COMMENT QUESTIONS CAN BE ADDRESSED
  - ⊛ POSITIVE COMMENTS - REPRESENTED IN MONTHLY AGENCY NEWSLETTER
  - ⊛ COMMENTS OF CONCERN - ON THE RARE OCCASION THAT A YOUTH HAS A CONCERN, PRACTICE IN PLACE TO ADDRESS WITH BUREAU AREA OF CONCERN

# YOUTH EXIT SURVEY: GOING FORWARD

- ⊛ HOW CAN THIS TYPE OF SURVEY BE USED TO PROVIDE BETTER SERVICES TO THE YOUTH AND FAMILIES IN THE JUVENILE JUSTICE SYSTEM?
  - ⊛ ALREADY ADAPTED AGENCY'S PARENT/CAREGIVER SURVEY
  - ⊛ ALTERNATE SURVEYS/QUESTIONS CAN BE CREATED TO OBTAIN MEASURABLE REAL TIME DATA



# YOUTH EXIT SURVEY

# QUESTIONS

CONTACT INFORMATION:

DR. DEBORAH JONES - [DDJONES@AZDJC.GOV](mailto:DDJONES@AZDJC.GOV)

CHRIS BARNES - [CBARNES@AZDJC.GOV](mailto:CBARNES@AZDJC.GOV)

ARIZONA JUVENILE JUSTICE COMMISSION  
Federal Title II Application Narrative  
Analysis Juvenile Delinquency Problems and Needs  
*Steve Selover, GOYFF*



# Summary of Juvenile Justice System

Overview of the JJ system structure in Arizona

Roles of the juvenile courts, probation, detention and juvenile corrections

Administrative Office of the Courts (AOC) oversight of treatment contracts



# Juvenile Justice Systems Contact Points

## Data Sources:

- SFY 2019 Arizona Juvenile Court Counts (AOC)
- SFY 2020 Annual Commitments Demographic Data (ADJC)

## Referrals:

- 19,976 juveniles referred to juvenile court
- ↓ 8% from FY18; ↓ 22% from FY14

## Diversion:

- 7,750 juveniles diverted; 39% of total referred
- Highest portion of referrals diverted: Mohave (65%) & Pima (45%)
- Lowest portion: Cochise (2%) & Pinal (14%)





# Juvenile Justice Systems Contact Points

## Detention:

- 3,446 juveniles detained one or more times in FY 19
- 47% of juveniles detained without new referral (warrant, consequence, etc.)
- ↓ 6% from FY18; ↓ 33% from FY14

## Probation-Standard:

- 3,530 juveniles placed on standard probation
- 40% of all petitions filed in FY 19 placed on standard probation

## Probation-Intensive (JIPS):

- 771 juveniles placed on JIPS
- 12.5% of petitions filed received JIPS disposition; has remained fairly stable over past five years



# Juvenile Justice Systems Contact Points

## Juvenile Corrections:

- 207 juveniles committed in SFY 2020
- Two most common committing offenses: Crimes Against Property, Crimes Against Persons
- These two offense types make up between 60% (FY20) –70% (FY16) of commitments over previous five years
- Hispanic youth make up largest racial category of FY 20 commitments (47%)
- Most youth committed have a substance abuse problem (86%)
- About half (49.7%) have a serious mental illness diagnosis

## Juveniles Direct Filed to Adult Court:

- Make up about 94% of juveniles charged as adults
- Hispanic youth make up largest racial category in FY 19 (50%)



# Juvenile Justice Stakeholder Survey

Two versions; county and tribal

Captures JJ professional perspective on current problems and solutions

County Survey Highlights:

- 90% identified substance/alcohol use most prevalent community issue
- Criminal damage and family conflict both considered highly prevalent
- Delinquency prevention and detention alternative programs ranked highest among needs to address delinquency
- Outpatient treatment services ranked highest DAP community need



# Juvenile Justice Stakeholder Survey

- Behavioral health treatment and screening resources was the most commonly expressed need in comments section; diversion programs also identified as major need
- Overall highest confidence of racially equitable treatment occurs with diversion decisions; slightly less confidence with referral and adult court jurisdiction decisions



# Juvenile Justice Stakeholder Survey

## Tribal Survey Highlights:

- Low participation rate; three communities represented: White Mountain Apache, Ak-Chin Indian Community; Yavapai-Apache Indian Community
- Substance/alcohol use and family conflict ranked as most serious community issues
- Delinquency prevention, DAP and mentoring cited as highest community need
- After-school programs most popular identified needed program
- Mixed participant opinions on whether current programs adequately culturally informed



# Arizona Youth Survey

2018 survey used for analysis

Substance use:

- ↑ Alcohol, e-cigarettes and marijuana use
- ↓ Other serious drug use (i.e., meth, heroin, cocaine, Rx)

Significant risk factors contributing to risky behaviors:

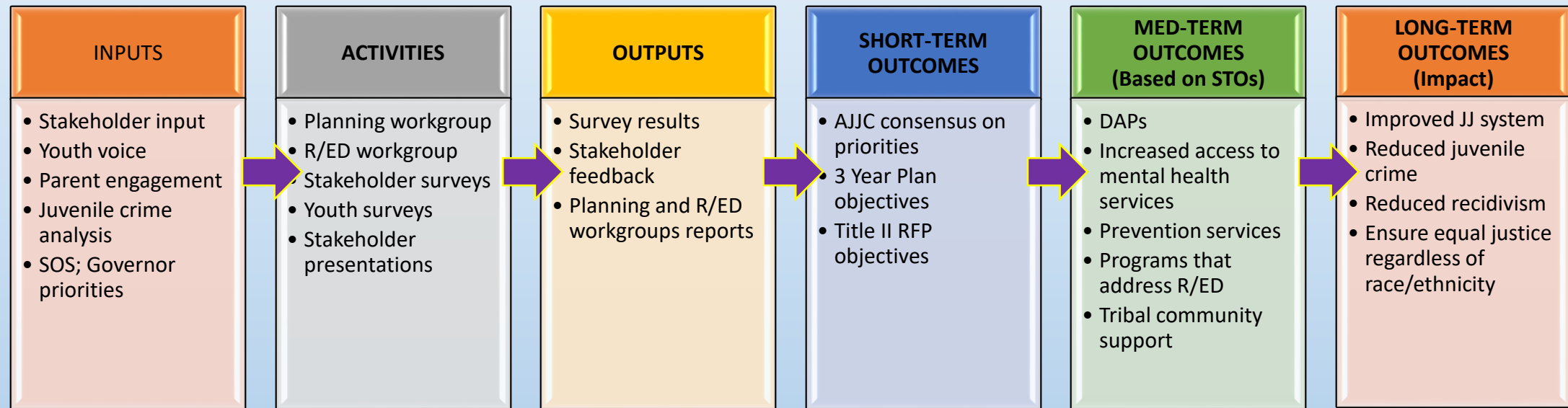
- 52% polled stated little to no school connectivity
- 56% have low perception of harm caused by substance use

# Adverse Childhood Experiences

- AZ residents with 1–3 ACEs highest in nation from 2012 study
- Hotspots identified in study: rural tribal and low-income communities
- Updated research for ACEs in Arizona needed



# Development of Goals, Objectives & Activities






Thank you for your service on the AJJC

Questions?



ARIZONA JUVENILE JUSTICE COMMISSION  
Federal Title II Application Narrative  
Draft Implementation Plan



# AJJC Proposed Goals

1. Prevent juvenile justice system involvement by engaging youth, parents and communities with services that increase protective factors and reduce delinquent behaviors.
2. Ensure youth have access to behavioral health services pre- and post-justice system involvement.
3. Reduce recidivism by ensuring youth and families receive adequate support through effective post-placement and reentry services.
4. Maintain compliance with the four core requirements of the Juvenile Justice and Delinquency Prevention Act.
5. Establish strong partnerships with tribal communities to address the needs of at-risk and justice-involved Native American youth.

